



EZ STANDARDS
RETAINING WALLS
 For New Retaining Walls.

EZ Retaining Wall Standards

Obtain permits for building a retaining wall without submitting plans by meeting the Conditions and Design Limitations below. Any deviations from this permit standard will result in permit revocation.

No building permit required for retaining walls that do not exceed two (2) feet in height measured from the lowest level of grade to the top of the wall where no surcharge is supported, and that do not impound Class I, II, or III-A liquids.

Construction Requirements

Conditions

EZ Permit Standard does not apply to sloped backfill conditions or to the support of surcharge loads. Such conditions of sloped backfill and/or surcharge load support will require engineered details and drawings.

Masonry Retaining Walls

Materials

- Retaining Walls shall be constructed of either:
 - Brick
 - Stone
 - CMU (*Hollow units to be filled*)
 - CMU wall to be parged on soil side with minimum 1/16" thick coating.

Height Limitations

- 8" Solid Masonry: Max. 36" High
- 12" Solid Masonry: Max. 48" High

Concrete Foundation

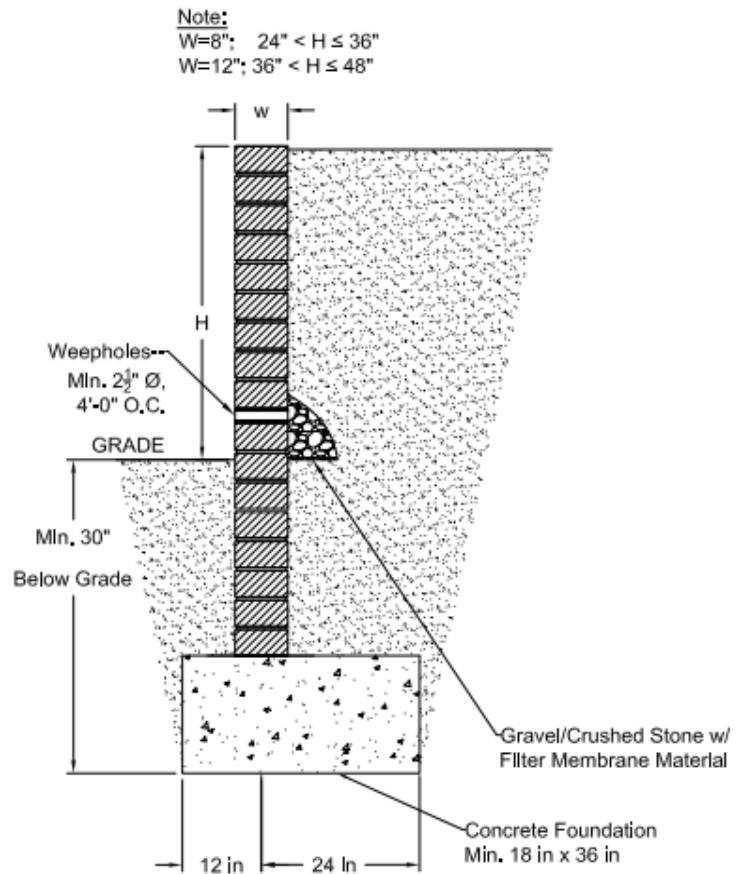
- Minimum size: 18" x 36"
- Minimum depth: 30" below grade

Weep-holes

- Minimum Diameter: 2½"
- Maximum Spacing: 4'-0" O.C.
- Stone or crushed gravel fill to be located behind weepholes; Min. Fill Width = 12"

Engineered Pre-cast Masonry Retaining Walls

- Height Limitations: Max. 48" high
- Installation: Pre-cast masonry retaining wall and hardscaping to be installed as per manufacturer's installations. (No exceptions.)
- Complete manufacturer's installation instructions must be available on site for inspector.





EZ STANDARDS
RETAINING WALLS
 For New Retaining Walls.

Streets Dept. Approval of Retaining Wall

All encroachments into the public way require Streets Dept. approval. Provide the following information referencing the location of retaining wall relative to property lines.

PA One-Call notification is required.

RETAINING WALL--INTERMEDIATE LOT

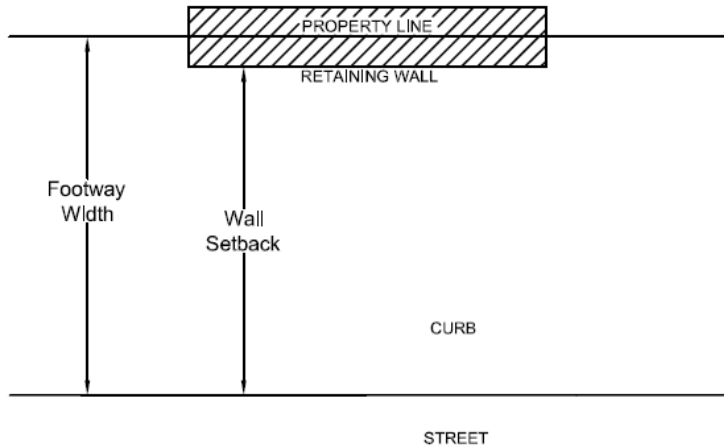
Street Name _____

Retaining Wall Width (Front) = _____

Footway Width (Front) = _____

Wall Setback (Front) = _____

RETAINING WALL--INTERMEDIATE LOT



RETAINING WALL--CORNER LOT

Street Name (Front) _____

Retaining Wall Width (Front) = _____

Footway Width (Front) = _____

Wall Setback (Front) = _____

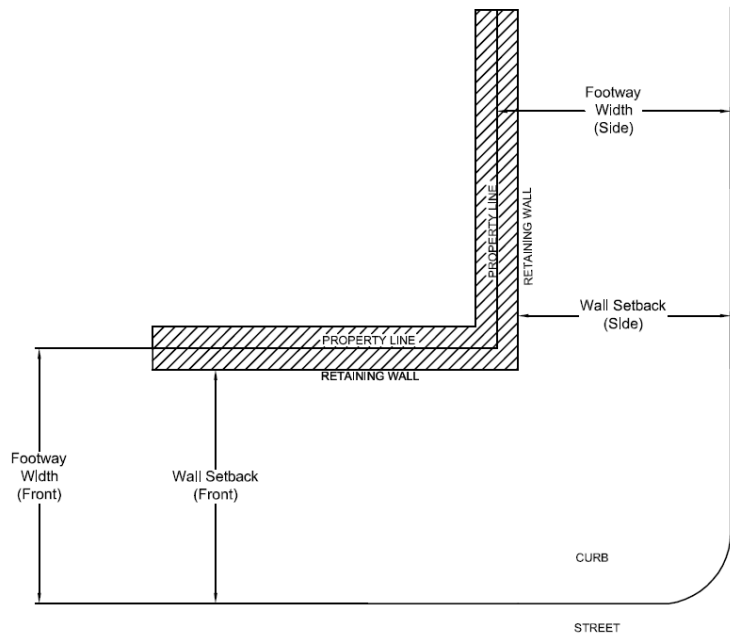
Street Name (Side) _____

Retaining Wall Width (Side) = _____

Footway Width (Side) = _____

Wall Setback (Side) = _____

RETAINING WALL--CORNER LOT



AP# _____

Applicant's Signature _____